

# Designed to Speed up Production In Hazardous Environments



## Proven Compliance

Approved by global and local standards organizations such as IECEx, ATEX and FM<sub>C+US</sub> for use in hazardous areas classified as Zone 1/21 and Division 1.



## Full Protection

The intrinsically safe product design ensures highest level of safety and compliance with the latest hazardous area requirements. In addition, the scales feature a compact design and can be easily maintained.



## Highest Accuracy

The ICS4\_6x-Series enable industry leading accuracy of up to 750.000d in Zone 1/21, Division 1. When tolerances are tight, these scales deliver the precision you need without compromising safety.



## Best Usability

An intuitive operating philosophy provides easy and secure handling of even complex weighing applications in the hazardous area. The colorWeight® functionality of the ICS466x improves speed and control of weighing tasks.



Zone 1/21, Division 1



## ICS4\_6x-Series

When weighing in hazardous environment you need accuracy and reliability without sacrificing safety. The ICS4\_6x-Series offer seamless integration into your production process as your scale can be individually configured for fast and precise operations. The rugged and easy to clean stainless steel design makes it best suited for wet, harsh and hazardous environment.

- Stainless steel construction
- ColorWeight for fast and error free reading
- Basic weighing
- Checkweighing
- Totalizing
- Manual Filling

METTLER TOLEDO



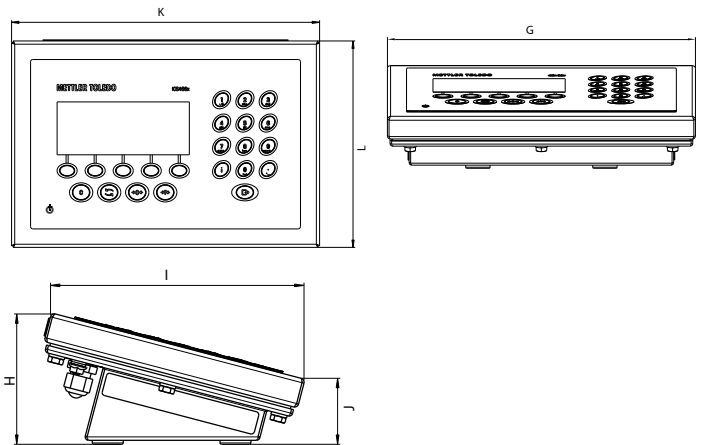
### Technical data terminal



Designation	ICS426x	ICS466x
Housing	Stainless Steel (AISI304)	
IP	IP65	
Display	LCD liquid crystal graphical display with colored backlight	
Character height	Default layout mode = 25mm / 3-line info mode = 15 mm	
Keypad	Tactile-touch membrane keypad (PET) Scratch-resistant material	
Keys	Alphanumeric entry, Softkeys, Function Keys	
Weight	2.8 kg / 6.1 lb	
Mains connection	Via APS768x-120V resp. APS768x-230V	
Temperature Range	-10°C...+40°C	
Humidity	85%	
Data interface	1 x Standard RS232-IS 1 x Optional communication interface (CL active or CL passive)	
Digital scale connection	OIML: 100 000e Class II, 10 000e Class III	
Max. Resolution:	NTEP: 32 000e Class II, 10 000e Class III	
Approvals	ATEX/IECEx: Category 2GD FM: Division 1 Weight and Measures: OIML, NTEP	
Application	Basic weighing, Average Weighing	Basic Weighing, Average Weighing Date & Time and Labelprinting, Alibi Memory, User Prompting Checkweighing, Totalizing, Data storage up to 100 articles, Manual Filling

### Dimensional Drawing Terminal

Dimensions [mm]	ICS426x/ICS466x
G	290
H	90
I	190
J	50
K	290
L	196





## Technical data platforms



Models	unit	A		AB		
		A3	A6	AB15	AB30	AB60
<b>Maximum Capacity</b>	[kg]	3	6	15	30	60
<b>Readability</b>						
<b>Accuracy Class II Single Range</b>						
60 000e / 30 000e / 24 000e	[g]	<b>0.1</b>	0.2	0.5	<b>1</b>	2
15 000e / 12 000e	[g]	0.2	0.5	<b>1</b>	2	5
7 500e / 6 000e	[g]	0.5	<b>1</b>	2	5	<b>10</b>
<b>Accuracy Class III 3x10 000e Multi Interval</b>						
Max1 / e1	[kg/g]	1/0.1	2/0.2	5/0.5	10/1	20/2
Max2 / e2	[kg/g]	2/0.2	5/0.5	10/1	20/2	50/5
Max3 / e3	[kg/g]	3/0.5	6/1	15/2	30/5	60/10
<b>Recommended Readability (min.) Single Range</b>						
750 000d / 600 000d	[g]	0.005	0.01	0.02	0.05	0.1
300 000d / 240 000d	[g]	0.01	0.02	0.05	0.1	0.2
75 000d / 60 000d	[g]	0.05	0.1	0.2	0.5	1
<b>Maximum Permissible Error at maximum load (Limit Values, approved platforms only)</b>						
Class II, Single Range, 60 000e / 30 000e / 24 000e	[g]	0.15	0.3	0.75	1.5	3
Class III, Multi Interval, 3x10 000e	[g]	0.75	1.5	3	7.5	15
<b>Minimum Capacities (approved platforms only)</b>						
Class II, Single Range, 30 000e / 24 000e	[kg]	0.0005	0.05	0.025	0.005	0.1
Class II, Single Range, 15 000e / 12 000e	[kg]	0.01	0.025	0.005	0.1	0.25
Class II, Single Range, 7 500e / 6 000e	[kg]	0.025	0.005	0.1	0.25	0.05
Class III, Multi Interval, 3x10 000e	[kg]	0.002	0.004	0.01	0.02	0.05
<b>Zero-setting and Preload Range</b>						
Zero-setting range	[kg ±]	0.06	0.12	0.3	0.6	1.2
Preload range	[kg]	0.54	1.08	2.7	5.4	10.8
<b>Maximum Static Safe Load</b>						
Central load	[kg]	20	20	50	50	80
Side load	[kg]	15	15	40	40	60
Corner load	[kg]	10	10	30	30	40
<b>Typical Values*</b>						
Repeatability sd (at max. load)	[g]	0.007	0.01	0.02	0.05	0.1
Error of Indication typ. (at half load)	[g]	0.028	0.04	0.08	0.2	0.4
Error of Indication typ. (at full load)	[g]	0.05	0.1	0.2	0.4	0.6
<b>Typical eccentric load deviation (at 1/3 of max. load in the middle of one quadrant)</b>						
Class II, Single Range, 7 500e / 6 000e	[g]	0.07	0.14	0.35	0.7	1.4
Class II, Single Range, 30 000e / 24 000e / 15 000e / 12 000e	[g]	0.07	0.14	0.35	0.7	1.4
Class III, Multi Interval, 3x10 000e	[g]	0.07	0.14	0.35	0.7	1.4
<b>Minimum Weight typ.**</b>	[g]	2	3	6	10	20
<b>Hazardous Area Approvals:</b>	ATEX: Category 2GD FM: Division 1					

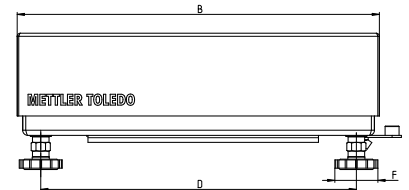
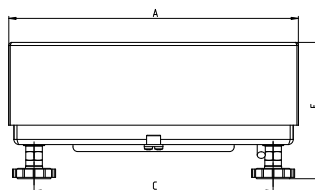
Readability in **bold** letters enable the use of an auxiliary indicating device to display d, where  $d = e/10$

\* At room temperature and stable environmental conditions without vibration and draft, with automated weight placement.

\*\* The minimum weight achievable depends on the settings of the weighing device, the tare vessel as well as the environment. The minimum weight of your device in situ can therefore be smaller or larger than the typical values published, for which METTLER TOLEDO takes no responsibility. The determination of the minimum weight on site is documented in GWP® Verification.

## Dimensional Drawing Platforms

Dimensions [mm]	Models		
	A weighing platform	A load plate	AB
A	275	240	280
B	345	300	350
C	231	–	231
D	305	–	305
E	135-147	–	132-144
F	40	–	40





## Accessories

Articel Number	Designation	Description
<b>Interfaces</b>		
30076833	ICS466x digital scale IF kit	To connect a digital scale. E.g. PBK9/PFK9
30076831	ICS466x active CL IF kit	For communication into the safe area via communication module
<b>Stands</b>		
72198702	Height 330 mm / 1.3 ft	For creating a column version of the ICS4_6x-Series, stainless steel
72198703	Height 660 mm / 2.6 ft	
22015188	Column adapter	Retrofit set for stands/brackets with single hole mounting method (M8 thread)
22026682	ICS466x column kit K...x-T4	For mounting the ICS4_6x-Series on a column, stainless steel Consisting of <ul style="list-style-type: none"> <li>• Terminal adapter</li> <li>• Column</li> <li>• Adapter for KA/PBK9 A and AB weighing platforms</li> <li>• Adapter for KB / PBK9 B weighing platforms</li> </ul>
22026683	ICS466x compact scale kit K...x-T4	For creating a combi bench version of the ICS4_6x-Series, stainless steel Consisting of <ul style="list-style-type: none"> <li>• Connecting bracket</li> <li>• Adapter for KA/PBK9 A and AB weighing platforms</li> <li>• Adapter for KB / PBK9 B weighing platforms</li> </ul>
30076832	ICS466x bracket kit	To setup a compact version.
504132	Floor stand, height 1000 mm / 3.3 ft, stainless steel	Floor stand for free installation of the weighing terminal. Includes mounting hardware for screwing to the floor, stainless steel
503701	Stand base, stainless steel	For movable installation of the floor stand, stainless steel
22014833	Wall bracket, stainless steel	For mounting the weighing terminal to the wall, stainless steel
504128	Bench stand, stainless steel	For mounting the weighing terminal to the bench weighing platforms 600 x 800 mm, stainless
22012196	Retainer, stainless steel	For mounting on the shaft of the PTA459 pallet scale, stainless steel
<b>Sealing</b>		
30076829	ICS466x sealing kit	For use in approved weiging mode
<b>Power Supply</b>		
22026727	APS768x-230 V	Power Module of weighing system
22026723	APS768x-120 V	Power Module of weighing system
<b>Communication Module</b>		
22026695	ACM200-AC	For communication into the safe area
22026692	ACM200-DC	For communication into the safe area

**METTLER TOLEDO Group**  
 Industrial Division  
 Local contact: [www.mt.com/contacts](http://www.mt.com/contacts)

[www.mt.com/ICS4\\_6x-Series](http://www.mt.com/ICS4_6x-Series)

For more information



Subject to technical changes  
 ©01/2021 METTLER TOLEDO. All rights reserved  
 Document No. 30327521 A  
 MarCom Industrial