

## TLW360 Dynamic Scale Weighing with Full PLC Integration




### Preconfigured Systems

Range of preconfigured systems designed for both smaller products weighing up to 35 kg and larger products weighing up to 80 kg. These systems provide scalable accuracy and offer a variety of conveyor sizes to ensure optimal integration into your production line.



### Boost Scale Performance

The TLW360 indicator, with its ultra-fast processing and seamless connectivity to popular PLCs/DCS systems, enhances productivity and maximizes operational uptime. It incorporates condition monitoring and Smart5™ alarming features to ensure optimal system performance and enable swift responses to issues.



### Effortless Maintenance and Service

The quick and seamless belt exchange minimizes costly downtime. Additionally, the motor position can be conveniently selected to ensure easy access for service and maintenance of the entire machine after installation.



### Make Compliance Worry-Free

The TLW360 holds certifications for international and local standards, as well as Weights and Measures Certifications. This ensures streamlined procurement, faster implementation, and quality assurance for your peace of mind.



### Global Service Support

Benefit from our global network of service experts who provide fast remote and on-site support. With our comprehensive service offering, we guarantee regulatory compliance, high performance, and maximum uptime for your equipment throughout its entire lifecycle.



### Simple Parcel Weighing High Performance, Great Connectivity

The TLW360 provides a cost-effective solution for reliable and accurate parcel weighing needs. It enables easy and efficient management of weighing applications, resulting in increased throughput and time and material savings.

### Efficient Operation

Designed to meet the highest system integration requirements, making it suitable for any parcel handling warehouse, distribution line, or sorting system.

### Range of Connectivity and PLC Options

Multiple communication interfaces and protocols based on Fieldbus technology. These enable efficient data communication, allowing centralized system operation and seamless interaction with the PLC.

### Robust and Versatile System Design

State-of-the-art loadcell technology deliver exceptional weighing accuracy even at high speeds. They are available with a wide range of options and configurations to suit various requirements.

## Technical Data

### TLW360 Dynamic Scale

The TLW360 systems excel in exceptional integration and reliability, making them the ideal choice whenever a cost-effective, high-performance, dynamic weighing system is required. With a variety of automation interfaces available, these systems offer a seamless solution for your needs.



#### General Technical Data

<b>Approval Number (DE)</b>	DE-17-MI006-PTB006 Weights & Measures design approval for official verification (MID certifiable).
<b>Weighing Technology</b>	Strain gauge technology, robust and reliable, scalable performance according to application requirements.
<b>Integrated Weighing Terminal (HMI)</b>	Equipped with the IND360 T&L indicator, the TLW360 provides precise measurements and status information to your control system. This empowers you to efficiently manage weighing applications, increase throughput, and save time and materials. Additionally, the indicator offers features such as Weights and Measures information, tare weight functionality, real-time data capture, and distribution, enhancing the overall usability of the system.

#### Features and Benefits

Advanced filter technology stabilizes results in poor weighing conditions.
Full range of OIML Weights and Measures approvals guarantee data quality for invoicing and internal processes
Multilingual weighing terminal for operator efficiency
Display digital with weighing unit and symbols indicating the operation status, display and network status LEDs, web interface for service and monitoring.
Automatic detection of replacement weigh cells.
Quick conveyor release for easy belt and roller replacement.
Smart5™ Alerts and Condition Monitoring providing alarms based on NAMUR NE107.
Full PLC integration covering automation Buses: PROFINET, Profibus DP, EtherNet/IP, EtherCAT, CC-Link IE Field Basic, Modbus TCP.
Additional Weighing Data Interface based on Serial (RS232, RS422, RS485), TCP/IP.
Several Service Logs: Alibi, error logs, maintenance logs, and change logs.

#### Options and Accessories – Mechanical/Electrical

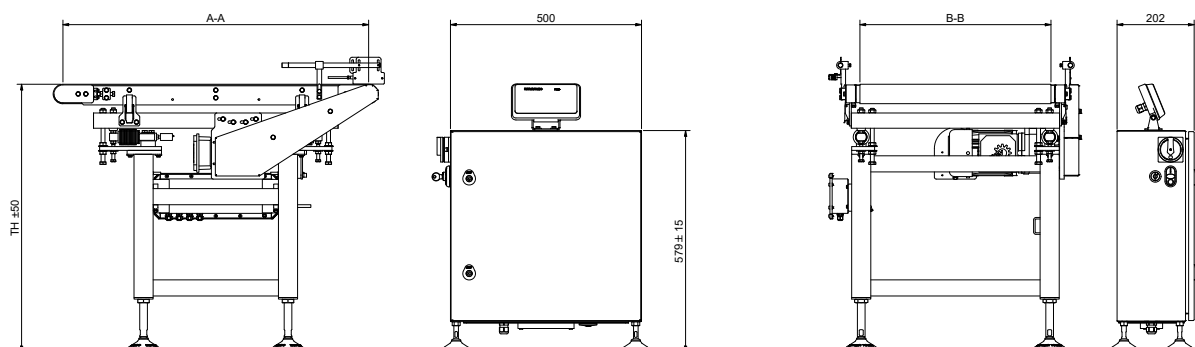
- Infeed conveyors, outfeed conveyors
- Transfer plates
- Guide rails
- HMI mounted separately for optimal usability
- Special voltages
- Alibi memory storage
- Emergency stop
- Control panel (enclosure) in compliance with UL508A
- Data interfaces and protocols e.g. Fieldbus (Ethernet/IP, PROFINET, PROFIBUS, Modbus TCP, EtherCAT, CC-Link), Serial communication (RS232/422/485) and TCP/IP

Other options and accessories available.

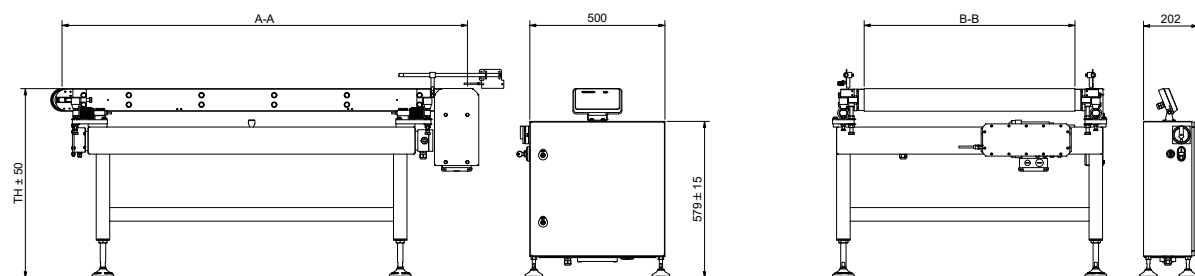
## Technical Data Continued

### TLW360 Dynamic Scale

#### TLW360 SP (Small Parcel)



#### TLW360 LP (Large Parcel)



Specifications	TLW360 SP (Small Parcel)	TLW360 LP (Large Parcel)
Weighing Range*	Up to 40 kg	Up to 80 kg
Approved Accuracy**	From $\pm 5$ g	From $\pm 20$ g
Throughput**	Max. 6,000 pcs/h	Max. 4,800 pcs/h
Max. Conveyor Speed	120 m/min	90 m/min
Distance Between Roller Centres (A/A)	500, 600, 800, 900, 1000 mm	800, 1000, 1200, 1500, 1700, 2000, 2500 mm
Conveyor Width (B-B)	300, 400, 500, 600 mm	500, 600, 700, 800, 900, 950, 1000, 1100 mm
Roller Diameter	47 mm	80 mm
Maximum Parcel Width	550 mm	1000 mm
HMI	IND360	
Line Heights (TH)	300-1800 mm (+/-50mm)	
Electrical (with lockable mains disconnect)	110 / 230 VAC, single-phase, 50/60 Hz, N, PE, $\geq 1200$ VA	
Standard Surface Finish	1.4301 (EU) stainless steel	
Zero Reset	Automatic or manual	

\*Dependent on object weight and the design and dimensions of the weighing conveyor being used.

\*\*Within official margins of error, depending on the weight, dimensions and transport characteristics of the object being weighed.

[www.mt.com/TLW360](http://www.mt.com/TLW360)

For more information

**METTLER TOLEDO Group**  
Transport and Logistics  
Local contact: [www.mt.com/transport](http://www.mt.com/transport)

Subject to technical changes  
©08/2023 METTLER TOLEDO. All rights reserved  
30526939